

OCBC Bank (OCBC SP)

Riding through mild turbulence

1Q18 a slight miss

1Q18 core PATMI of SGD1.1b (up 8% QoQ, 29% YoY) slightly missed our expectation and met 21% of our previous FY18E forecast on lower non-interest income (non-II), offset by lower provisions and higher income from associates. Excluding Great Eastern (GE SP, Not Rated), the bank's operating profit was decent (+6% QoQ, +10% YoY), which reflected good underlying performance and earnings momentum. We revise FY18-20E net profit downwards by -2%. With that, our assumed sustainable ROE is now 13.8% (14.0% previously), COE 10.5% and growth rate 3.5% (both unchanged). Our TP is also reduced by 2% to SGD14.60 based on -1.5x FY18E P/BV (unchanged), 1SD above its historical mean of 1.3x to reflect higher forecast ROEs. We believe its valuation multiple deserves to rise in view of its ability to expand ROEs from non-II growth.

Lower customer spreads disappointed

Unlike DBS and UOB, which saw higher repricing effects working their way through in a higher rate environment, OCBCs NIM were flat QoQ at 1.67% as cost of funds increased by 12bps QoQ (DBS: 9bps/UOB: 8bps). Customer spreads fell 6bps QoQ/10bps YoY to 1.85%, and sticky CASA deposit now form 47% of total deposits in 1Q18 (4Q17: 49%, 1Q17: 50%). Management attributed the flat NIM from margin compression in Indonesia and lower-yielding margins from trade loans, as OCBC's general commerce loans grew 4% QoQ vs peers' -2%. We factor in a higher SIBOR forecast for FY18/19E of 1.65%/1.90% (from 1.55%/1.75%) per our Singapore economist, offset by higher cost of funds. This raised net interest income slightly by 1-2% for FY18-20E. Management reiterated high single digit loan growth for FY18E and we maintain our loan growth assumption of 10% YoY. We lower non-II by 6% on lower net trading income, net gains from investment securities and Great Eastern's life profits. That said, we are still projecting 3-year CAGR of 12% for non-II.

Retain credit cost assumption

1Q18's total credit cost of 4bps is too low. We retain our credit costs of 18-20bps barring significant asset quality deterioration for FY18-20E. For every 10bps increase in credit costs, we estimate FY18-20E net profits could decline by 5%.

Maintain BUY

Decent yields of 3% should lend support to the share price. Risks to our call are: 1) lower income; 2) higher costs; and 3) higher allowances.

FYE Dec (SGD m)	FY16A	FY17A	FY18E	FY19E	FY20E
Operating income	8,489	9,528	11,121	12,021	13,378
Pre-provision profit	4,605	5,381	6,720	7,332	8,357
Core net profit	3,433	4,004	5,066	5,868	6,662
Core EPS (SGD)	0.8	1.0	1.2	1.4	1.6
Core EPS growth (%)	(9.1)	16.6	26.5	15.8	13.5
Net DPS (SGD)	0.4	0.4	0.4	0.4	0.4
Core P/E (x)	16.1	13.8	10.9	9.4	8.3
P/BV (x)	1.6	1.5	1.3	1.2	1.1
Net dividend yield (%)	2.7	2.8	3.0	3.1	3.3
Book value (SGD)	8.47	8.95	9.85	10.75	11.82
ROAE (%)	10.0	11.0	12.9	13.6	14.1
ROAA (%)	0.9	0.9	1.1	1.2	1.3
Consensus net profit	-	-	4,663	5,158	5,663
MKE vs. Consensus (%)	-	-	17.2	14.6	18.3

Ng Li Hiang

nglihiang@maybank-ke.com.sg

(65) 6231 5840

BUY

Share Price	SGD 13.17
12m Price Target	SGD 14.60 (+11%)
Previous Price Target	SGD 14.83

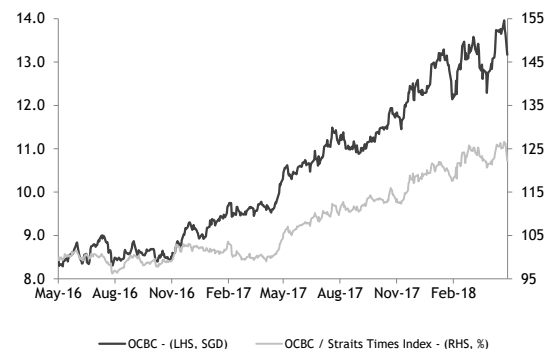
Statistics

52w high/low (SGD)	13.96/10.30
3m avg turnover (USDm)	62.9
Free float (%)	74.2
Issued shares (m)	3,993
Market capitalisation	SGD52.6B USD39.3B

Major shareholders:

Selat Pte Ltd	11.5%
---------------	-------

Price Performance



	-1M	-3M	-12M
Absolute (%)	3	8	29
Relative to index (%)	0	4	17

Source: FactSet

Fig 1: Revisions to estimates

OCBC	Revised			Previous		
	2018E	2019E	2020E	2018E	2019E	2020E
(SGD m)						
Net interest income	6,320.8	6,957.3	7,628.7	6,240.4	6,805.9	7,469.2
Non-interest income	4,440.6*	5,063.6	5,749.6	4,706.9*	5,375.2	6,106.5
Total income	10,761.4*	12,020.9	13,378.3	10,947.3*	12,181.1	13,575.8
Expenses	4,400.8	4,688.9	5,021.7	4,390.0	4,665.9	4,984.8
Provisions	457.7	536.3	614.9	456.8	536.1	614.7
Core net profit [^]	5,065.8	5,868.5	6,661.9	5,176.1	5,960.7	6,791.3
Revisions (%)						
Net interest income	1.3	2.2	2.1			
Non-interest income	(5.7)	(5.8)	(5.8)			
Total income	(1.7)	(1.4)	(1.5)			
Expenses	0.2	0.5	0.7			
Provisions	0.2	0.0	0.0			
Core net profit [^]	(2.1)	(1.5)	(1.9)			

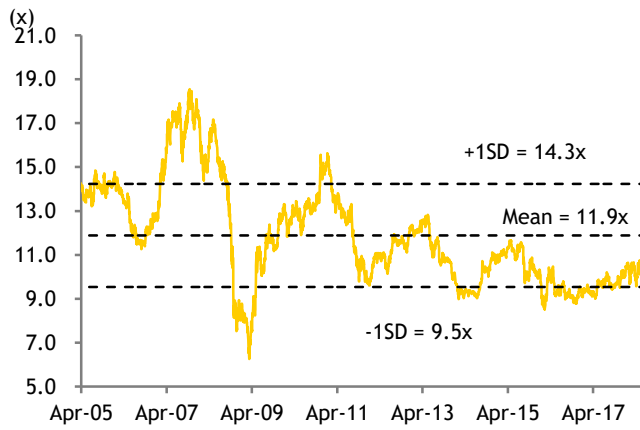
Source: Maybank Kim Eng. *Excludes one-off gains from sale of Hong Kong Life Insurance. [^]Net profit excludes one-offs and preference share dividends.

Fig 2: Quarterly profit and loss summary

SGD m (FYE Dec)	1Q17 (SGD m)	4Q17 (SGD m)	1Q18 (SGD m)	QoQ %	YoY %	% of FY	FY18E (SGD m)	Comments
Net interest income	1,272	1,424	1,415	(0.6)	11.2	22	6,321	1Q18 NIM flat QoQ/+5bps YoY to 1.67%. Customer spreads fell 6ps QoQ to 1.85%. Loan growth of 10% YoY was in-line with our expectation.
Non-interest income	850	1,214	918	(24.4)	8.0	21	4,441*	The decline QoQ came from lower profits from life assurance (-38% QoQ, +242% YoY), lower net trading income (-5% QoQ, -41% YoY) and lower net gains from investment securities (-97% QoQ, -87% YoY). This was offset by higher fees (+9% QoQ, +11% YoY).
Total income	2,122	2,638	2,333	(11.6)	9.9	22	10,761*	
Less: Overhead expenses	(973)	(1,075)	(1,032)	(4.0)	6.1	24	(4,297)	
Goodwill	(26)	(26)	(25)	(3.8)	(3.8)	24	(104)	
Pre-provision profit	1,123	1,537	1,276	(17.0)	13.6	20	6,361	
Less: Provisions	(168)	(178)	(12)	(93.3)	(92.9)	3	(458)	Total allowances fell 93% QoQ and 93% YoY to SGD12m. Management guided to FY18E credit costs of 15-20bps.
Operating profit	955	1,359	1,264	(7.0)	32.4	21	5,903	
Associates	114	28	125	346.4	9.6	27	467	
Pre-tax profit	1,069	1,387	1,389	0.1	29.9	22	6,370	
Less: Tax	(169)	(257)	(228)	(11.3)	34.9	23	(976)	
<i>Effective tax rate (%)</i>	<i>(16)</i>	<i>(19)</i>	<i>(16)</i>				<i>(15)</i>	
Profit after tax	900	1,130	1,161	2.7	29.0	22	5,395	
Minorities	(39)	(96)	(49)	(49.0)	25.6	17	(289)	
Core net profit[^]	861	1,034	1,112	7.5	29.2	22	5,106[^]	

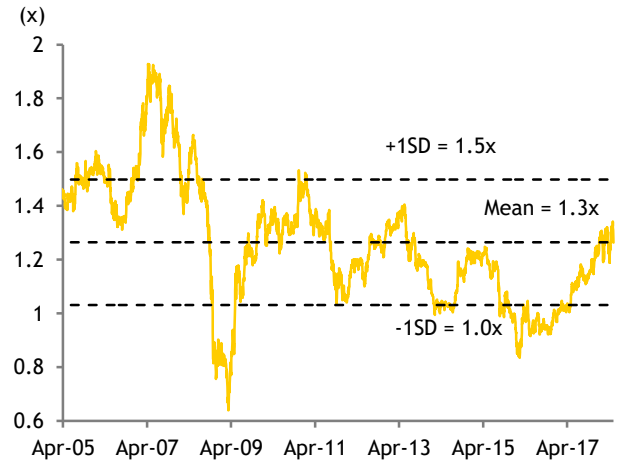
Source: Company, Maybank Kim Eng. *Excludes one-off gains from sale of Hong Kong Life Insurance. [^]Includes preference share dividends.

Fig 3: OCBC's 12M forward rolling P/E band



Source: Bloomberg, Maybank Kim Eng

Fig 4: OCBC's 12M forward rolling P/BV band

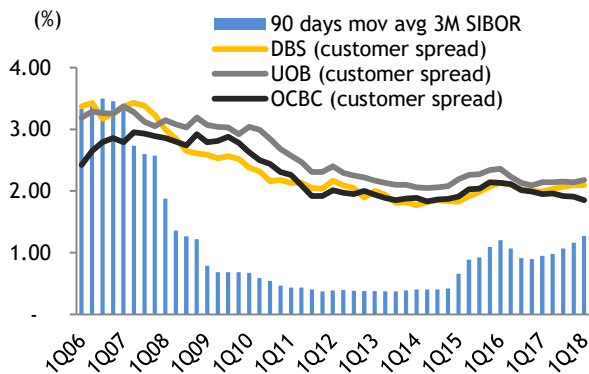


Source: Bloomberg, Maybank Kim Eng

Value Proposition

- Second-largest Singapore bank by assets. Present in Malaysia, Indonesia and Greater China.
- Acquired ING Asia Private Bank and Barclays's wealth units in HK and Singapore to build up wealth management.
- 87.8%-owned subsidiary Great Eastern is a leader in Singapore life insurance. Close partnership also makes OCBC a leader in the Singapore bancassurance market.
- Lending profile and competencies are not as distinctive as UOB (SMEs) and DBS (large corporates).
- Bought Wing Hang Bank (WHB) in HK in 2014 to strengthen presence in Pearl River Delta. Execution risks remain, due to fierce competition.
- Likely to reduce expansion plans due to restraints in fully-loaded CET1, asset impairments and limited M&A activities.

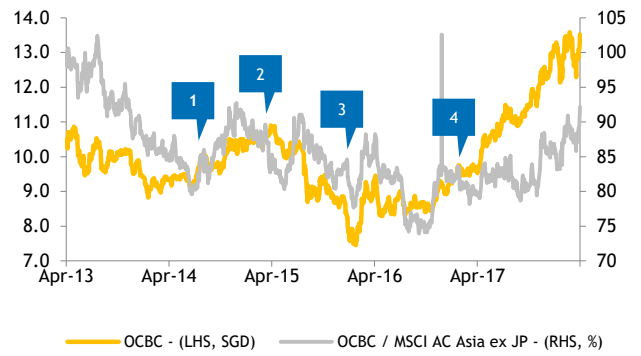
OCBC's customer spreads fell to 1.85% in 1Q18



Source: Bloomberg, Companies, Maybank Kim Eng

Price Drivers

Historical share price



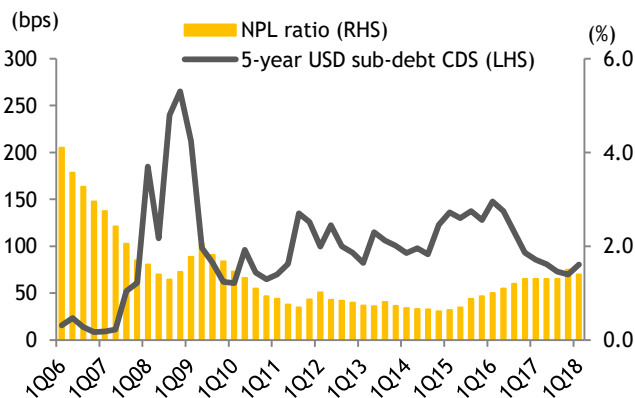
Source: FactSet, Maybank Kim Eng

1. Acquired and privatised Wing Hang Bank for USD5b. Issued rights to raise SGD3.3b.
2. 2014 core net profit up 25% YoY from robust lending and strong income growth. Included progressive consolidation of OCBC Wing Hang.
3. Sharp CNY devaluation in August 2015. O&G, commodities and China's NPL worries.
4. Share price rallied on positive sentiment from interest rate hikes, USD strength and economic recovery. Risks from O&G have abated.

Financial Metrics

- Greater China a core business for the Group. Integration with WHB boosted the regional contribution to pretax profit from a mere -6% in 2013 to -19% in 2017. Loans from Greater China now form 25% of total loans.
- Expect FY18/19/20E NIMs at 1.73%/1.77%/1.80%.
- Fully-loaded CET1 was 13.1% as at 1Q18, slightly higher than management's comfort level at 12.5-13%.
- Expect -10% loan growth in FY18-20E.
- Cost of capital a major consideration. Sector contagion risks may be reflected in corporate papers or CDS.

NPL ratio tracked CDS spreads with a lag during GFC



Source: Bloomberg, Company

Swing Factors

Upside

- Widening credit spreads from re-pricing of assets at higher interest rates.
- Higher non-interest income from wealth management and higher contributions from Great Eastern.
- Sharp and sustained rebound in commodity prices.
- Better-than-expected asset quality through proactive restructuring of loans, with no major credit slippages.
- Better demand for Singapore mortgages from easing of property-cooling measures.

Downside

- Oil prices stay low, causing more NPLs in O&G support services.
- Job losses in Singapore become pervasive, hurting its mortgage portfolio.
- Sharp decline in value of trading securities and shocks in fixed-income portfolio.
- Lack of liquidity of a funding currency.
- Translation losses from MYR/IDR depreciation.
- Emergence of dominant financial competitors in Singapore.
- Capital-raising by peers may depress sentiment.

FYE 31 Dec	FY16A	FY17A	FY18E	FY19E	FY20E
Key Metrics					
Core P/E (x)	16.1	13.8	10.9	9.4	8.3
Core FD P/E (x)	16.1	13.8	10.9	9.4	8.3
P/BV (x)	1.6	1.5	1.3	1.2	1.1
P/NTA (x)	1.8	1.7	1.5	1.4	1.2
Net dividend yield (%)	2.7	2.8	3.0	3.1	3.3

INCOME STATEMENT (SGD m)

Interest income	8,368.2	9,118.0	10,720.5	12,042.4	13,424.6
Interest expense	(3,316.1)	(3,694.9)	(4,399.7)	(5,085.1)	(5,795.9)
Net interest income	5,052.1	5,423.1	6,320.8	6,957.3	7,628.7
Net insurance income	649.3	916.8	1,147.1	1,353.6	1,556.7
Net fees and commission	1,638.3	1,952.5	2,332.2	2,693.3	3,128.4
Other income	1,149.6	1,235.1	1,320.4	1,016.6	1,064.5
Total non-interest income	3,437.2	4,104.4	4,799.7	5,063.6	5,749.6
Operating income	8,489.3	9,527.5	11,120.5	12,020.9	13,378.3
Staff costs	(2,346.4)	(2,471.0)	(2,620.3)	(2,785.1)	(2,960.7)
Other operating expenses	(1,538.2)	(1,675.8)	(1,780.4)	(1,903.8)	(2,061.0)
Operating expenses	(3,884.6)	(4,146.8)	(4,400.8)	(4,688.9)	(5,021.7)
Pre-provision profit	4,604.7	5,380.7	6,719.8	7,332.0	8,356.6
Loan impairment allowances	(725.9)	(671.5)	(457.6)	(536.3)	(614.9)
Other allowances	0.0	0.0	0.0	0.0	0.0
Associates & JV income	396.7	389.2	465.9	503.2	543.4
Pretax profit	4,275.6	5,098.4	6,728.1	7,298.9	8,285.1
Income tax	(628.9)	(802.9)	(975.6)	(1,058.3)	(1,201.3)
Minorities	(173.4)	(251.0)	(288.7)	(331.9)	(381.7)
Discontinued operations	0.0	0.0	0.0	0.0	0.0
Reported net profit	3,473.3	4,044.4	5,463.9	5,908.6	6,702.0
Core net profit	3,433.2	4,004.3	5,065.8	5,868.5	6,661.9
Preferred Dividends	40.1	40.1	40.1	40.1	40.1

BALANCE SHEET (SGD m)

Cash & deposits with banks	39,800.7	49,377.4	50,364.5	51,371.8	52,399.3
Sec. under resale agreements	1,788.9	1,055.5	1,119.4	1,186.5	1,257.7
Derivatives financial assets	7,837.6	6,385.9	6,833.0	7,311.3	7,896.2
Dealing securities	5,616.2	6,534.5	6,429.0	6,612.3	6,631.8
Available-for-sale securities	26,303.2	28,945.7	28,801.9	29,377.9	29,563.1
Investment securities	15,601.7	17,319.7	17,084.4	17,564.7	18,125.8
Loans & advances	216,830.0	234,141.5	257,875.9	283,096.1	310,811.2
Central bank deposits	16,559.5	19,594.4	21,785.3	23,118.0	25,034.5
Investment in associates/JVs	2,415.5	2,351.6	2,468.7	2,641.5	2,826.4
Insurance assets	61,972.3	73,927.4	76,144.8	78,429.2	80,782.0
Fixed assets	4,571.6	4,281.6	4,376.1	4,473.4	4,572.9
Intangible assets	5,472.8	5,159.8	5,263.2	5,368.5	5,475.8
Other assets	5,113.6	5,820.6	4,883.4	4,755.3	4,872.1
Total assets	409,883.6	454,895.6	483,429.6	515,306.6	550,249.0
Deposits from customers	261,691.7	283,862.6	305,656.7	330,499.4	357,889.8
Deposits from banks & FIs	10,739.6	7,485.4	7,709.6	7,940.8	8,179.1
Derivatives financial instruments	7,474.2	6,454.0	6,776.7	7,115.5	7,471.3
Subordinated debt	6,503.2	4,556.2	4,556.0	4,556.0	4,556.0
Other securities in issue	14,444.2	28,678.5	28,679.3	28,679.3	28,679.3
Other borrowings	499.1	499.1	499.1	499.1	499.1
Insurance liabilities	61,961.2	73,755.2	75,967.7	78,246.7	80,594.1
Other liabilities	8,427.9	9,310.2	9,502.5	9,859.5	9,927.3
Total liabilities	371,741.0	414,601.3	439,347.6	467,396.3	497,796.0
Share capital	2,096.9	2,093.4	2,093.4	2,093.4	2,093.4
Reserves	33,411.1	35,436.0	39,194.8	42,989.8	47,494.4
Shareholders' funds	35,507.9	37,529.3	41,288.2	45,083.2	49,587.8
Preference shares	0.0	0.0	0.0	0.0	0.0
Minority interest	2,634.9	2,765.0	2,793.9	2,827.1	2,865.2
Total equity	38,142.9	40,294.3	44,082.0	47,910.3	52,453.0
Total liabilities & equity	409,883.6	454,895.6	483,429.6	515,306.6	550,249.0

FYE 31 Dec	FY16A	FY17A	FY18E	FY19E	FY20E
Key Ratios					
Growth (%)					
Net interest income	(2.6)	7.3	16.6	10.1	9.7
Non-interest income	(2.7)	19.4	16.9	5.5	13.5
Operating expenses	3.3	6.8	6.1	6.5	7.1
Pre-provision profit	(7.2)	16.9	24.9	9.1	14.0
Core net profit	(7.5)	16.6	26.5	15.8	13.5
Gross loans	4.5	7.8	9.9	9.8	9.8
Customer deposits	6.1	8.5	7.7	8.1	8.3
Total assets	5.0	11.0	6.3	6.6	6.8
Profitability (%)					
Non-int. income/Total income	40.5	43.1	43.2	42.1	43.0
Average lending yields	2.76	2.77	2.93	3.06	3.17
Average cost of funds	1.17	1.20	1.32	1.42	1.51
Net interest margin	1.67	1.65	1.73	1.77	1.80
Cost/income	45.8	43.5	39.6	39.0	37.5
Liquidity (%)					
Loans/customer deposits	83.0	82.7	84.4	85.7	86.8
Asset quality (%)					
Net NPL	1.3	1.5	1.2	1.2	1.3
Gross NPL	1.3	1.5	1.2	1.2	1.3
(SP+GP)/average gross loans	0.3	0.3	0.2	0.2	0.2
Loan loss coverage	100.0	76.9	93.2	91.8	87.9
Capital adequacy (%)					
CET1	14.7	13.9	13.1	13.7	14.3
Tier 1 capital	15.1	15.0	14.0	14.5	15.0
Risk-weighted capital	17.1	17.2	15.6	15.9	16.4
Returns (%)					
ROAE	10.0	11.0	12.9	13.6	14.1
ROAA	0.9	0.9	1.1	1.2	1.3
Shareholders equity/assets	8.7	8.3	8.5	8.7	9.0

Source: Company; Maybank

Research Offices

REGIONAL

Sadiq CURRIMBHOY
Regional Head, Research & Economics
(65) 6231 5836
sadiq@maybank-ke.com.sg

WONG Chew Hann, CA
Regional Head of Institutional Research
(603) 2297 8686
wchewh@maybank-ib.com

ONG Seng Yeow
Regional Head of Retail Research
(65) 6231 5839
ongsengyeow@maybank-ke.com.sg

TAN Sin Mui
Director of Research
(65) 6231 5849
sinmui@kimeng.com.hk

ECONOMICS

Suhaimi ILIAS
Chief Economist
Malaysia | Philippines | China
(603) 2297 8682
suhaimi_iliass@maybank-ib.com

CHUA Hak Bin
Regional Thematic Macroeconomist
(65) 6231 5830
chuahb@maybank-ke.com.sg

LEE Ju Ye
Singapore
(65) 6231 5844
leejuy@maybank-ke.com.sg

Dr Zamros DZULKAFLI
(603) 2082 6818
zamros.d@maybank-ib.com

Ramesh LANKANATHAN
(603) 2297 8685
ramesh@maybank-ib.com

FX

Saktiandi SUPAAT
Head, FX Research
(65) 6320 1379
saktiandi@maybank.com.sg

Christopher WONG
(65) 6320 1347
wongkl@maybank.com.sg

Leslie TANG
(65) 6320 1378
leslietang@maybank.com.sg

Fiona LIM
(65) 6320 1374
fionalim@maybank.com.sg

STRATEGY

Sadiq CURRIMBHOY
Global Strategist
(65) 6231 5836
sadiq@maybank-ke.com.sg

Willie CHAN
Hong Kong / Regional
(852) 2268 0631
williechan@kimeng.com.hk

FIXED INCOME

Winson Phoon, ACA
(65) 6231 5831
winsonphoon@maybank-ke.com.sg

Se Tho Mun Yi
(603) 2074 7606
munyi.st@maybank-ib.com

MALAYSIA

WONG Chew Hann, CA *Head of Research*
(603) 2297 8686 wchewh@maybank-ib.com
• Strategy

Desmond CH'NG, ACA
(603) 2297 8680
desmond.chng@maybank-ib.com
• Banking & Finance

LIAW Thong Jung
(603) 2297 8688 tjliaw@maybank-ib.com
• Oil & Gas Services - Regional

ONG Chee Ting, CA
(603) 2297 8678 ct.ong@maybank-ib.com
• Plantations - Regional

Mohshin AZIZ
(603) 2297 8692 mohshin.aziz@maybank-ib.com
• Aviation - Regional • Petrochem

YIN Shao Yang, CPA
(603) 2297 8916 samuel.y@maybank-ib.com
• Gaming - Regional • Media

TAN Chi Wei, CFA
(603) 2297 8690 chiwei.t@maybank-ib.com
• Power • Telcos

WONG Wei Sum, CFA
(603) 2297 8679 weisum@maybank-ib.com
• Property

LEE Yen Ling
(603) 2297 8691 lee.yl@maybank-ib.com
• Building Materials • Glove • Ports • Shipping

Ivan YAP
(603) 2297 8612 ivan.yap@maybank-ib.com
• Automotive • Semiconductor • Technology

Kevin WONG
(603) 2082 6824 kevin.wong@maybank-ib.com
• REITs • Consumer Discretionary

LIEW Wei Han
(603) 2297 8676 weihan.l@maybank-ib.com
• Consumer Staples

Adrian WONG
(603) 2297 8675 adrian.wkj@maybank-ib.com
• Constructions • Healthcare

Jade TAM
(603) 2297 8687 jade.tam@maybank-ib.com
• Media • Building Materials

Mohd Hafiz Hassan
(603) 2082 6819 mohdhafiz.ha@maybank-ib.com
• Small & Mid Caps

TEE Sze Chiah *Head of Retail Research*
(603) 2082 6858 szechiah.t@maybank-ib.com

Nik Ihsan Raja Abdullah, MSTA, Cfte
(603) 2297 8694
nikmohdihsan.ra@maybank-ib.com

SINGAPORE

Neel SINHA *Head of Research*
(65) 6231 5838 neelsinha@maybank-ke.com.sg
• Strategy
• SMID Caps - Regional

CHUA Su Tye
(65) 6231 5842 chuasutye@maybank-ke.com.sg
• REITs

Derrick HENG, CFA
(65) 6231 5843 derrickheng@maybank-ke.com.sg
• Property • REITs (Office)

Luis HILADO
(65) 6231 5848 luishilado@maybank-ke.com.sg
• Telcos

John CHEONG, CFA
(65) 6231 5845 johncheong@maybank-ke.com.sg
• Small & Mid Caps • Healthcare • Transport

NG Li Hiang
(65) 6231 5840 nglihiang@maybank-ke.com.sg
• Banks

LAI Gene Lih
(65) 6231 5832 laigenetih@maybank-ke.com.sg
• Technology

HONG KONG / CHINA

Mitchell KIM *Head of Research*
(852) 2268 0634 mitchellkim@kimeng.com.hk
• Internet & Telcos

Christopher WONG
(852) 2268 0652
christopherwong@kimeng.com.hk
• HK & China Properties

Jacqueline KO, CFA
(852) 2268 0633 jacquelineko@kimeng.com.hk
• Consumer Staples & Durables

Ka Leong LO, CFA
(852) 2268 0630 kll@kimeng.com.hk
• Consumer Discretionary & Auto

Ricky NG, CFA
(852) 2268 0689 rickyng@kimeng.com.hk
• Regional Renewables
• HK & China Properties

Sonija LI, CFA, FRM
(852) 2268 0641 sonijali@kimeng.com.hk
• Gaming

Stefan CHANG, CFA
(852) 2268 0675 stefanchang@kimeng.com.hk
• Technology - Regional

Tony REN, CFA
(852) 2268 0640 tonyren@kimeng.com.hk
• Healthcare & Pharmaceutical

INDIA

Jigar SHAH *Head of Research*
(91) 22 6623 2632 jigar@maybank-ke.co.in
• Strategy • Oil & Gas • Automobile • Cement

Vishal MODI
(91) 22 6623 2607 vishal@maybank-ke.co.in
• Banking & Financials

Neerav DALAL
(91) 22 6623 2606 neerav@maybank-ke.co.in
• Software Technology • Telcos

Vishal PERIWAL
(91) 22 6623 2605 vishalperiwa@maybank-ke.co.in
• Infrastructure

INDONESIA

Isnaputra ISKANDAR *Head of Research*
(62) 21 8066 8680
isnaputra.iskandar@maybank-ke.co.id
• Strategy • Metals & Mining • Cement

Rahmi MARINA
(62) 21 8066 8689
rahmi.marina@maybank-ke.co.id
• Banking & Finance

Aurellia SETIABUDI
(62) 21 8066 8691
aurellia.setiabudi@maybank-ke.co.id
• Property

Janni ASMAN
(62) 21 8066 8687
janni.asman@maybank-ke.co.id
• Cigarette • Healthcare • Retail

PHILIPPINES

Minda OLONAN *Head of Research*
(63) 2 849 8840
minda_olonan@maybank-atrke.com
• Strategy

Katherine TAN
(63) 2 849 8843
kat_tan@maybank-atrke.com
• Banks • Construction

Luis HILADO
(65) 6231 5848 luishilado@maybank-ke.com.sg
• Telcos

Romel LIBO-ON
(63) 2 849 8844
romel_libo-on@maybank-atrke.com
• Property

THAILAND

Maria LAPIZ *Head of Institutional Research*
Dir (66) 2257 0250 | (66) 2658 6300 ext 1399
Maria.L@maybank-ke.co.th
• Strategy • Consumer • Materials •
Property/Ind. Estates • Oil & Gas • Telcos

Tanawat RUENBANTRERNG
(66) 2658 6300 ext 1394
Tanawat.R@maybank-ke.co.th
• Banks & Diversified Financials

Ornmongkol TANTITANATORN
(66) 2658 6300 ext 1395
ormmongkol.t@maybank-ke.co.th
• Oil & Gas

Sukit UDOMSIRIKUL *Head of Retail Research*
(66) 2658 5000 ext 5090
Sukit.u@maybank-ke.co.th

Ekachai TARAPORN TIP *Deputy Head*
(66) 2658 5000 ext 1530
Ekachai.t@maybank-ke.co.th

Surachai PRAMUALCHAROENKIT
(66) 2658 5000 ext 1470
Surachai.p@maybank-ke.co.th
• Auto • Conmat • Contractor • Steel

Suttatip PEERASUB
(66) 2658 5000 ext 1430
suttatip.p@maybank-ke.co.th
• Media • Commerce

Sutthichai KUMWORACHAI
(66) 2658 5000 ext 1400
sutthichai.k@maybank-ke.co.th
• Energy • Petrochem

Termporn TANTIVIVAT
(66) 2658 5000 ext 1520
termporn.t@maybank-ke.co.th
• Property

Jaroontan WATTANAWONG
(66) 2658 5000 ext 1404
jaroontan.w@maybank-ke.co.th
• Transportation • Small cap

Sorabhol VIRAMETEEKUL
Head of Digital Research
(66) 2658 5000 ext 1550
sorabhol.v@maybank-ke.co.th
• Food, Transportation

Wijit ARAYAPISIT
(66) 2658 5000 ext 1450
wijit.a@maybank-ke.co.th
• Strategist

VIETNAM

LE Hong Lien, ACCA
Head of Institutional Research
(84 28) 44 555 888 x 8181
lien.le@maybank-kimeng.com.vn
• Strategy • Consumer • Diversified

THAI Quang Trung, CFA,
Deputy Head, Institutional Research
(84 28) 44 555 888 x 8180
trung.thai@maybank-kimeng.com.vn
• Real Estate • Construction • Materials

LE Nguyen Nhat Chuyen
(84 28) 44 555 888 x 8082
chuyen.le@maybank-kimeng.com.vn
• Oil & Gas

NGUYEN Thi Ngan Tuyen,
Head of Retail Research
(84 28) 44 555 888 x 8081
tuyen.nguyen@maybank-kimeng.com.vn
• Food & Beverage • Oil & Gas • Banking

TRUONG Quang Binh,
Deputy Head, Retail Research
(84 28) 44 555 888 x 8087
binh.truong@maybank-kimeng.com.vn
• Rubber Plantation • Tyres & Tubes • Oil & Gas

TRINH Thi Ngoc Diep
(84 28) 44 555 888 x 8208
diep.trinh@maybank-kimeng.com.vn
• Technology • Utilities • Construction

NGUYEN Thi Sony Tra Mi
(84 28) 44 555 888 x 8084
mi.nguyen@maybank-kimeng.com.vn
• Port Operation • Pharmaceutical
• Food & Beverage

NGUYEN Thanh Lam
(84 28) 44 555 888 x 8086
thanhlam.nguyen@maybank-kimeng.com.vn
• Technical Analysis

APPENDIX I: TERMS FOR PROVISION OF REPORT, DISCLAIMERS AND DISCLOSURES

DISCLAIMERS

This research report is prepared for general circulation and for information purposes only and under no circumstances should it be considered or intended as an offer to sell or a solicitation of an offer to buy the securities referred to herein. Investors should note that values of such securities, if any, may fluctuate and that each security's price or value may rise or fall. Opinions or recommendations contained herein are in form of technical ratings and fundamental ratings. Technical ratings may differ from fundamental ratings as technical valuations apply different methodologies and are purely based on price and volume-related information extracted from the relevant jurisdiction's stock exchange in the equity analysis. Accordingly, investors' returns may be less than the original sum invested. Past performance is not necessarily a guide to future performance. This report is not intended to provide personal investment advice and does not take into account the specific investment objectives, the financial situation and the particular needs of persons who may receive or read this report. Investors should therefore seek financial, legal and other advice regarding the appropriateness of investing in any securities or the investment strategies discussed or recommended in this report.

The information contained herein has been obtained from sources believed to be reliable but such sources have not been independently verified by Maybank Investment Bank Berhad, its subsidiary and affiliates (collectively, "MKE") and consequently no representation is made as to the accuracy or completeness of this report by MKE and it should not be relied upon as such. Accordingly, MKE and its officers, directors, associates, connected parties and/or employees (collectively, "Representatives") shall not be liable for any direct, indirect or consequential losses or damages that may arise from the use or reliance of this report. Any information, opinions or recommendations contained herein are subject to change at any time, without prior notice.

This report may contain forward looking statements which are often but not always identified by the use of words such as "anticipate", "believe", "estimate", "intend", "plan", "expect", "forecast", "predict" and "project" and statements that an event or result "may", "will", "can", "should", "could" or "might" occur or be achieved and other similar expressions. Such forward looking statements are based on assumptions made and information currently available to us and are subject to certain risks and uncertainties that could cause the actual results to differ materially from those expressed in any forward looking statements. Readers are cautioned not to place undue relevance on these forward-looking statements. MKE expressly disclaims any obligation to update or revise any such forward looking statements to reflect new information, events or circumstances after the date of this publication or to reflect the occurrence of unanticipated events.

MKE and its officers, directors and employees, including persons involved in the preparation or issuance of this report, may, to the extent permitted by law, from time to time participate or invest in financing transactions with the issuer(s) of the securities mentioned in this report, perform services for or solicit business from such issuers, and/or have a position or holding, or other material interest, or effect transactions, in such securities or options thereon, or other investments related thereto. In addition, it may make markets in the securities mentioned in the material presented in this report. One or more directors, officers and/or employees of MKE may be a director of the issuers of the securities mentioned in this report to the extent permitted by law.

This report is prepared for the use of MKE's clients and may not be reproduced, altered in any way, transmitted to, copied or distributed to any other party in whole or in part in any form or manner without the prior express written consent of MKE and MKE and its Representatives accepts no liability whatsoever for the actions of third parties in this respect.

This report is not directed to or intended for distribution to or use by any person or entity who is a citizen or resident of or located in any locality, state, country or other jurisdiction where such distribution, publication, availability or use would be contrary to law or regulation. This report is for distribution only under such circumstances as may be permitted by applicable law. The securities described herein may not be eligible for sale in all jurisdictions or to certain categories of investors. Without prejudice to the foregoing, the reader is to note that additional disclaimers, warnings or qualifications may apply based on geographical location of the person or entity receiving this report.

Malaysia

Opinions or recommendations contained herein are in the form of technical ratings and fundamental ratings. Technical ratings may differ from fundamental ratings as technical valuations apply different methodologies and are purely based on price and volume-related information extracted from Bursa Malaysia Securities Berhad in the equity analysis.

Singapore

This report has been produced as of the date hereof and the information herein may be subject to change. Maybank Kim Eng Research Pte. Ltd. ("Maybank KERPL") in Singapore has no obligation to update such information for any recipient. For distribution in Singapore, recipients of this report are to contact Maybank KERPL in Singapore in respect of any matters arising from, or in connection with, this report. If the recipient of this report is not an accredited investor, expert investor or institutional investor (as defined under Section 4A of the Singapore Securities and Futures Act), Maybank KERPL shall be legally liable for the contents of this report, with such liability being limited to the extent (if any) as permitted by law.

Thailand

Except as specifically permitted, no part of this presentation may be reproduced or distributed in any manner without the prior written permission of Maybank Kim Eng Securities (Thailand) Public Company Limited. Maybank Kim Eng Securities (Thailand) Public Company Limited ("MBKET") accepts no liability whatsoever for the actions of third parties in this respect.

Due to different characteristics, objectives and strategies of institutional and retail investors, the research reports of MBKET Institutional and Retail Research Department may differ in either recommendation or target price, or both. MBKET Retail Research is intended for retail investors (<http://kelive.maybank-ke.co.th>) while Maybank Kim Eng Institutional Research is intended only for institutional investors based outside Thailand only.

The disclosure of the survey result of the Thai Institute of Directors Association ("IOD") regarding corporate governance is made pursuant to the policy of the Office of the Securities and Exchange Commission. The survey of the IOD is based on the information of a company listed on the Stock Exchange of Thailand and the market for Alternative Investment disclosed to the public and able to be accessed by a general public investor. The result, therefore, is from the perspective of a third party. It is not an evaluation of operation and is not based on inside information. The survey result is as of the date appearing in the Corporate Governance Report of Thai Listed Companies. As a result, the survey may be changed after that date. MBKET does not confirm nor certify the accuracy of such survey result.

The disclosure of the Anti-Corruption Progress Indicators of a listed company on the Stock Exchange of Thailand, which is assessed by Thaipat Institute, is made in order to comply with the policy and sustainable development plan for the listed companies of the Office of the Securities and Exchange Commission. Thaipat Institute made this assessment based on the information received from the listed company, as stipulated in the form for the assessment of Anti-corruption which refers to the Annual Registration Statement (Form 56-1), Annual Report (Form 56-2), or other relevant documents or reports of such listed company. The assessment result is therefore made from the perspective of Thaipat Institute that is a third party. It is not an assessment of operation and is not based on any inside information. Since this assessment is only the assessment result as of the date appearing in the assessment result, it may be changed after that date or when there is any change to the relevant information. Nevertheless, MBKET does not confirm, verify, or certify the accuracy and completeness of the assessment result.

US

This third-party research report is distributed in the United States ("US") to Major US Institutional Investors (as defined in Rule 15a-6 under the Securities Exchange Act of 1934, as amended) only by Maybank Kim Eng Securities USA Inc ("Maybank KESUSA"), a broker-dealer registered in the US (registered under Section 15 of the Securities Exchange Act of 1934, as amended). All responsibility for the distribution of this report by Maybank KESUSA in the US shall be borne by Maybank KESUSA. This report is not directed at you if MKE is prohibited or restricted by any legislation or regulation in any jurisdiction from making it available to you. You should satisfy yourself before reading it that Maybank KESUSA is permitted to provide research material concerning investments to you under relevant legislation and regulations. All U.S. persons receiving and/or accessing this report and wishing to effect transactions in any security mentioned within must do so with: Maybank Kim Eng Securities USA Inc. 777 Third Avenue 21st Floor New York, New York 1 - (212) 688-8886 and not with, the issuer of this report.

UK

This document is being distributed by Maybank Kim Eng Securities (London) Ltd ("Maybank KESL") which is authorized and regulated, by the Financial Conduct Authority and is for Informational Purposes only. This document is not intended for distribution to anyone defined as a Retail Client under the Financial Services and Markets Act 2000 within the UK. Any inclusion of a third party link is for the recipients convenience only, and that the firm does not take any responsibility for its comments or accuracy, and that access to such links is at the individuals own risk. Nothing in this report should be considered as constituting legal, accounting or tax advice, and that for accurate guidance recipients should consult with their own independent tax advisers.

DISCLOSURES

Legal Entities Disclosures

Malaysia: This report is issued and distributed in Malaysia by Maybank Investment Bank Berhad (15938- H) which is a Participating Organization of Bursa Malaysia Berhad and a holder of Capital Markets and Services License issued by the Securities Commission in Malaysia. **Singapore:** This report is distributed in Singapore by Maybank KERPL (Co. Reg No 198700034E) which is regulated by the Monetary Authority of Singapore. **Indonesia:** PT Maybank Kim Eng Securities ("PTMKES") (Reg. No. KEP-251/PM/1992) is a member of the Indonesia Stock Exchange and is regulated by the Financial Services Authority (Indonesia). **Thailand:** MBKET (Reg. No.0107545000314) is a member of the Stock Exchange of Thailand and is regulated by the Ministry of Finance and the Securities and Exchange Commission. **Philippines:** Maybank ATRKES (Reg. No.01-2004-00019) is a member of the Philippines Stock Exchange and is regulated by the Securities and Exchange Commission. **Vietnam:** Maybank Kim Eng Securities Limited (License Number: 117/GP-UBCK) is licensed under the State Securities Commission of Vietnam. **Hong Kong:** KESHK (Central Entity No AAD284) is regulated by the Securities and Futures Commission. **India:** Kim Eng Securities India Private Limited ("KESI") is a participant of the National Stock Exchange of India Limited and the Bombay Stock Exchange and is regulated by Securities and Exchange Board of India ("SEBI") (Reg. No. INZ000010538). KESI is also registered with SEBI as Category 1 Merchant Banker (Reg. No. INM 000011708) and as Research Analyst (Reg No: INH000000057) **US:** Maybank KESUSA is a member of/ and is authorized and regulated by the FINRA - Broker ID 27861. **UK:** Maybank KESL (Reg No 2377538) is authorized and regulated by the Financial Conduct Authority.

Disclosure of Interest

Malaysia: MKE and its Representatives may from time to time have positions or be materially interested in the securities referred to herein and may further act as market maker or may have assumed an underwriting commitment or deal with such securities and may also perform or seek to perform investment banking services, advisory and other services for or relating to those companies.

Singapore: As of 8 May 2018, Maybank KERPL and the covering analyst do not have any interest in any companies recommended in this research report.

Thailand: MBKET may have a business relationship with or may possibly be an issuer of derivative warrants on the securities /companies mentioned in the research report. Therefore, Investors should exercise their own judgment before making any investment decisions. MBKET, its associates, directors, connected parties and/or employees may from time to time have interests and/or underwriting commitments in the securities mentioned in this report.

Hong Kong: As of 8 May 2018, KESHK and the authoring analyst do not have any interest in any companies recommended in this research report.

India: As of 8 May 2018, and at the end of the month immediately preceding the date of publication of the research report, KESI, authoring analyst or their associate / relative does not hold any financial interest or any actual or beneficial ownership in any shares or having any conflict of interest in the subject companies except as otherwise disclosed in the research report.

In the past twelve months KESI and authoring analyst or their associate did not receive any compensation or other benefits from the subject companies or third party in connection with the research report on any account what so ever except as otherwise disclosed in the research report.

MKE may have, within the last three years, served as manager or co-manager of a public offering of securities for, or currently may make a primary market in issues of, any or all of the entities mentioned in this report or may be providing, or have provided within the previous 12 months, significant advice or investment services in relation to the investment concerned or a related investment and may receive compensation for the services provided from the companies covered in this report.

OTHERS

Analyst Certification of Independence

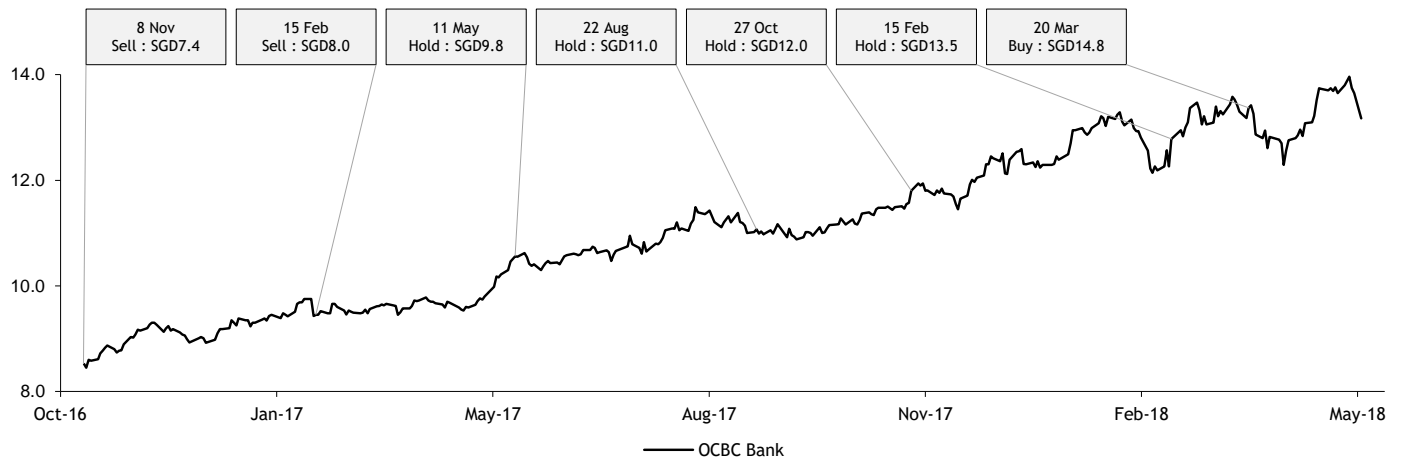
The views expressed in this research report accurately reflect the analyst's personal views about any and all of the subject securities or issuers; and no part of the research analyst's compensation was, is or will be, directly or indirectly, related to the specific recommendations or views expressed in the report.

Reminder

Structured securities are complex instruments, typically involve a high degree of risk and are intended for sale only to sophisticated investors who are capable of understanding and assuming the risks involved. The market value of any structured security may be affected by changes in economic, financial and political factors (including, but not limited to, spot and forward interest and exchange rates), time to maturity, market conditions and volatility and the credit quality of any issuer or reference issuer. Any investor interested in purchasing a structured product should conduct its own analysis of the product and consult with its own professional advisers as to the risks involved in making such a purchase.

No part of this material may be copied, photocopied or duplicated in any form by any means or redistributed without the prior consent of MKE.

Historical recommendations and target price: OCBC Bank (OCBC SP)



Definition of Ratings

Maybank Kim Eng Research uses the following rating system

BUY	Return is expected to be above 10% in the next 12 months (excluding dividends)
HOLD	Return is expected to be between - 10% to +10% in the next 12 months (excluding dividends)
SELL	Return is expected to be below -10% in the next 12 months (excluding dividends)

Applicability of Ratings

The respective analyst maintains a coverage universe of stocks, the list of which may be adjusted according to needs. Investment ratings are only applicable to the stocks which form part of the coverage universe. Reports on companies which are not part of the coverage do not carry investment ratings as we do not actively follow developments in these companies.


Malaysia

Maybank Investment Bank Berhad
(A Participating Organisation of
Bursa Malaysia Securities Berhad)
33rd Floor, Menara Maybank,
100 Jalan Tun Perak,
50050 Kuala Lumpur
Tel: (603) 2059 1888;
Fax: (603) 2078 4194

Stockbroking Business:
Level 8, Tower C, Dataran Maybank,
No.1, Jalan Maarof
59000 Kuala Lumpur
Tel: (603) 2297 8888
Fax: (603) 2282 5136


Singapore

Maybank Kim Eng Securities Pte Ltd
Maybank Kim Eng Research Pte Ltd
50 North Canal Road
Singapore 059304

Tel: (65) 6336 9090


Hong Kong

Kim Eng Securities (HK) Ltd
28/F, Lee Garden Three,
1 Sunning Road, Causeway Bay,
Hong Kong

Tel: (852) 2268 0800

Fax: (852) 2877 0104


London

Maybank Kim Eng Securities
(London) Ltd
PNB House
77 Queen Victoria Street
London EC4V 4AY, UK

Tel: (44) 20 7332 0221

Fax: (44) 20 7332 0302


Indonesia

PT Maybank Kim Eng Securities
Sentral Senayan III, 22nd Floor
Jl. Asia Afrika No. 8
Gelora Bung Karno, Senayan
Jakarta 10270, Indonesia

Tel: (62) 21 2557 1188

Fax: (62) 21 2557 1189


New York

Maybank Kim Eng Securities USA
Inc
400 Park Avenue, 11th Floor
New York, New York 10022,
U.S.A.

Tel: (212) 688 8886

Fax: (212) 688 3500


India

Kim Eng Securities India Pvt Ltd
2nd Floor, The International,
16, Maharishi Karve Road,
Churchgate Station,
Mumbai City - 400 020, India

Tel: (91) 22 6623 2600

Fax: (91) 22 6623 2604


Philippines

Maybank ATR Kim Eng Securities Inc.
17/F, Tower One & Exchange Plaza
Ayala Triangle, Ayala Avenue
Makati City, Philippines 1200

Tel: (63) 2 849 8888

Fax: (63) 2 848 5738


Thailand

Maybank Kim Eng Securities
(Thailand) Public Company Limited
999/9 The Offices at Central World,
20th - 21st Floor,
Rama 1 Road Pathumwan,
Bangkok 10330, Thailand

Tel: (66) 2 658 6817 (sales)

Tel: (66) 2 658 6801 (research)


Vietnam

Maybank Kim Eng Securities Limited
4A-15+16 Floor Vincom Center Dong
Khoi, 72 Le Thanh Ton St. District 1
Ho Chi Minh City, Vietnam

Tel : (84) 844 555 888

Fax : (84) 8 38 271 030


Saudi Arabia

In association with
Anfaal Capital
Villa 47, Tujjar Jeddah
Prince Mohammed bin Abdulaziz
Street P.O. Box 126575
Jeddah 21352

Tel: (966) 2 6068686

Fax: (966) 26068787


South Asia Sales Trading

Kevin Foy
Regional Head Sales Trading
kevinfoy@maybank-ke.com.sg
Tel: (65) 6636-3620
US Toll Free: 1-866-406-7447


North Asia Sales Trading

Andrew Lee
andrewlee@kimeng.com.hk
Tel: (852) 2268 0283
US Toll Free: 1 877 837 7635

Malaysia

Joann Lim
joann.lim@maybank-ib.com
Tel: (603) 2717 5166

Indonesia

Hariato Liong
hariato.liong@maybank-ke.co.id
Tel: (62) 21 2557 1177

New York

James Lynch
jlynch@maybank-keusa.com
Tel: (212) 688 8886

Vietnam

Patrick Mitchell
patrick.mitchell@maybank-kimeng.com.vn
Tel: (84)-8-44-555-888 x8080

Thailand

Tanasak Krishnasreni
Tanasak.K@maybank-ke.co.th
Tel: (66)2 658 6820

London

Mark Howe
mhowe@maybank-ke.co.uk
Tel: (44) 207-332-0221

India

Sanjay Makhija
sanjaymakhija@maybank-ke.co.in
Tel: (91)-22-6623-2629

Philippines

Keith Roy
keith_roy@maybank-atrke.com
Tel: (63) 2 848-5288

www.maybank-ke.com | www.maybank-keresearch.com